

LC2H/10

OL COMPONENTS






Hydraulic Industrial Supply



Collari Fissatubo

Block Pipe Clamps








SERIE SERIES	Ø esterno tubo Hose Outside Ø		 Semicollare Half Clamp	 Piastra inferiore Base Plate	 Vite a testa cilindrica con esagono incassato Socket cap screw	 Rondella Piana Flat Washer	 Cod. Collare completo Complete Clamp Code	
	mm	Inch						
HC1	6		CLHC1-6C	CLHC1PI	CLVBC6X22 (M6x22)	CLRP6,5/11	CLHC1-6	
	8		CLHC1-8C				CLHC1-8	
	10	1/8"	CLHC1-10C				CLHC1-10	
	12		CLHC1-12C				CLHC1-12	
	13.5	1/4"	CLHC1-13,5C				CLHC1-13,5	
HC2	6		CLHC2-6C	CLHC2PI	CLVBC6X22 (M6x22)	CLRP6,5/11	CLHC2-6	
	8		CLHC2-8C				CLHC2-8	
	10	1/8"	CLHC2-10C				CLHC2-10	
	12		CLHC2-12C				CLHC2-12	
	13.5	1/4"	CLHC2-13,5C				CLHC2-13,5	
	HC3	13.5	1/4"	CLHC3-13,5C	CLHC3PI	CLVBC6X28 (M6x28)	CLRP6,5/11	CLHC3-13,5
		14		CLHC3-14C				CLHC3-14
		15		CLHC3-15C				CLHC3-15
		16		CLHC3-16C				CLHC3-16
		17.2	3/8"	CLHC3-17,2C				CLHC3-17,2
	HC4	18		CLHC3-18C	CLHC4PI	CLVBC6X30 (M6x30)	CLRP6,5/11	CLHC3-18
		20		CLHC4-20C				CLHC4-20
		21.3	1/2"	CLHC4-21,3C				CLHC4-21,3
		22		CLHC4-22C				CLHC4-22
	HC5	23		CLHC4-23C	CLHC5PI	CLVBC6X38 (M6x38)	CLRP6,5/11	CLHC4-23
		25		CLHC4-25C				CLHC4-25
		26.9	3/4"	CLHC5-26,9C				CLHC5-26,9
		28		CLHC5-28C				CLHC5-28
	HC6	30		CLHC5-30C	CLHC6PI	CLVBC6X50 (M6x50)	CLRP6,5/11	CLHC5-30
		32		CLHC5-32C				CLHC5-32
32			CLHC6-32C	CLHC6-32				
33.7		1"	CLHC6-33,7C	CLHC6-33,7				
35			CLHC6-35C	CLHC6-35				
38			CLHC6-38C	CLHC6-38				
HC7	40		CLHC6-40C	CLHC7PI	CLVBC6X60 (M6x60)	CLRP6,5/11	CLHC6-40	
	42.4	1 1/4"	CLHC6-42,4C				CLHC6-42,4	
	45		CLHC6-45C				CLHC6-45	
	44.5		CLHC7-44,5C				CLHC7-44,5	
HC8	45		CLHC7-45C	CLHC8PI	CLVBC6X85 (M6x85)	CLRP6,5/11	CLHC7-45	
	48.3	1 1/2"	CLHC7-48,3C				CLHC7-48,3	
	50.8		CLHC7-50,8C				CLHC7-50,8	
HC9	54	1 3/4"	CLHC7-54C	CLHC9PI	CLVBC6X110 (M6x110)	CLRP6,5/11	CLHC7-54	
	60.3	2"	CLHC8-60,3C				CLHC8-60,3	
	70		CLHC8-70C				CLHC8-70	
	73		CLHC8-73C				CLHC8-73	

2



SERIE STANDARD in polipropilene
 Massimo carico a trazione da 0,7 a 2,4 KN
 Massima temperatura 90°C

Polypropylene STANDARD series
 Max Tensile Strength from 0,7 to 2,4 KN
 Max Temperature Resistance 90°C













SERIE SERIES	Ø esterno tubo Hose Outside Ø		 Semicollare Half Clamp	 Piastra inferiore Base Plate	 Vite a testa cilindrica con esagono incassato Socket cap screw	 Rondella Piana Flat Washer	 Cod. Collare completo Complete Clamp Code
	mm	Inch					
HPC2	6		CLHPC2-6C	CLHC2PI	CLVBC6X22 (M6x22)	CLRP6,5/11	CLHPC2-6
	8		CLHPC2-8C				CLHPC2-8
	10	1/8"	CLHPC2-10C				CLHPC2-10
	12		CLHPC2-12C				CLHPC2-12
	14		CLHPC2-14C				CLHPC2-14
HPC3	15		CLHPC3-15C	CLHC3PI	CLVBC6X28 (M6x28)	CLRP6,5/11	CLHPC3-15
	16		CLHPC3-16C				CLHPC3-16
	18		CLHPC3-18C				CLHPC3-18
HPC4	20		CLHPC4-20C	CLHC4PI	CLVBC6X30 (M6x30)	CLRP6,5/11	CLHPC4-20
	22		CLHPC4-22C				CLHPC4-22
	25		CLHPC4-25C				CLHPC4-25
HPC5	28		CLHPC5-28C	CLHC5PI	CLVBC6X38 (M6x38)	CLRP6,5/11	CLHPC5-28
	30		CLHPC5-30C				CLHPC5-30
	32		CLHPC5-32C				CLHPC5-32
HPC6	35		CLHPC6-35C	CLHC6PI	CLVBC6X50 (M6x50)	CLRP6,5/11	CLHPC6-35
	38		CLHPC6-38C				CLHPC6-38
	40		CLHPC6-40C				CLHPC6-40
	42.4	1"1/4	CLHPC6-42,4C				CLHPC6-42,4
HPC7	45		CLHPC7-45C	CLHC7PI	CLVBC6X60 (M6x60)	CLRP6,5/11	CLHPC7-45
	50		CLHPC7-50C				CLHPC7-50








SERIE STANDARD in poliammide
Massimo carico a trazione da 0,7 a 2,5 KN
Massima temperatura 120°C

Polyamide STANDARD series
Max Tensile Strength from 0,7 to 2,5 KN
Max Temperature Resistance 120°C

SERIE SERIES	Ø esterno tubo Hose Outside Ø		Semicollare Half Clamp	Piastra inferiore Base Plate	Vite a testa cilindrica con esagono incassato Socket cap screw	Rondella Piana Flat Washer	Cod. Collare completo Complete Clamp Code
	mm	Inch					
HAC1	6		CLHAC1-6C	CLHC1PI	CLVBC6X22 (M6x22)	CLRP6,5/11	CLHAC1-6
	8		CLHAC1-8C				CLHAC1-8
	10	1/8"	CLHAC1-10C				CLHAC1-10
	12		CLHAC1-12C				CLHAC1-12
	13.5	1/4"	CLHAC1-13,5C				CLHAC1-13,5
HAC2	6		CLHAC2-6C	CLHC2PI	CLVBC6X22 (M6x22)	CLRP6,5/11	CLHAC2-6
	8		CLHAC2-8C				CLHAC2-8
	10	1/8"	CLHAC2-10C				CLHAC2-10
	12		CLHAC2-12C				CLHAC2-12
	13.5	1/4"	CLHAC2-13,5C				CLHAC2-13,5
HAC3	13.5	1/4"	CLHAC3-13,5C	CLHC3PI	CLVBC6X28 (M6x28)	CLRP6,5/11	CLHAC3-13,5
	14		CLHAC3-14C				CLHAC3-14
	15		CLHAC3-15C				CLHAC3-15
	16		CLHAC3-16C				CLHAC3-16
	17.2	3/8"	CLHAC3-17,2C				CLHAC3-17,2
HAC4	18		CLHAC3-18C	CLHC4PI	CLVBC6X30 (M6x30)	CLRP6,5/11	CLHAC3-18
	20		CLHAC4-20C				CLHAC4-20
	21.3	1/2"	CLHAC4-21,3C				CLHAC4-21,3
	22		CLHAC4-22C				CLHAC4-22
HAC5	23		CLHAC4-23C	CLHC5PI	CLVBC6X38 (M6x38)	CLRP6,5/11	CLHAC4-23
	25		CLHAC4-25C				CLHAC4-25
	26.9	3/4"	CLHAC5-26,9C				CLHAC5-26,9
	28		CLHAC5-28C				CLHAC5-28
HAC6	30		CLHAC5-30C	CLHC6PI	CLVBC6X50 (M6x50)	CLRP6,5/11	CLHAC5-30
	32		CLHAC5-32C				CLHAC5-32
	32		CLHAC6-32C				CLHAC6-32
	33.7	1"	CLHAC6-33,7C				CLHAC6-33,7
	35		CLHAC6-35C				CLHAC6-35
	38		CLHAC6-38C				CLHAC6-38
HAC7	40		CLHAC6-40C	CLHC7PI	CLVBC6X60 (M6x60)	CLRP6,5/11	CLHAC6-40
	42.4	1"1/4	CLHAC6-42,4C				CLHAC6-42,4
	45		CLHAC6-45C				CLHAC6-45
	44.5		CLHAC7-44,5C				CLHAC7-44,5
	48.3	1"1/2	CLHAC7-48,3C				CLHAC7-48,3
	50.8		CLHAC7-50,8C				CLHAC7-50,8

	SERIE SERIES	HC1 HAC1	HC2 HAC2	HC3 HAC3	HC4 HAC4			HC5 HAC5	HC6 HAC6		HC7 HAC7	HC8	HC9		
 Piastra inferiore allungata Elongated Plate		CLHC1PIL	CLHC2PIL	CLHC3PIL	CLHC4PIL			CLHC5PIL	CLHC6PIL		CLHC7PIL	CLHC8PIL	CLHC9PIL		
 Piastra inferiore doppia Twin Base Plate		CLHC1PIM2	CLHC2PIM2	CLHC3PIM2	CLHC4PIM2			CLHC5PIM2	CLHC6PIM2		CLHC7PIM2	-	-		
 Piastra inferiore multipla Multiple Base Plate	Codice P.N.	CLHC1PIM10	CLHC2PIM10	CLHC3PIM10	CLHC4PIM10			CLHC5PIM5	CLHC6PIM5		CLHC7PIM5	-	-		
	Nr. Collari Nr. of Clamps	10	10	10	10			5	5		5	-	-		
 Piastra distanziata multipla Bridge Plate	Codice P.N.	-	CLHC2PIDM1	CLHC3PIDM1	CLHC4PIDM1	CLHC4PIDM2	CLHC4PIDM4	CLHC5PIDM1	CLHC5PIDM2	CLHC6PIDM1	CLHC6PIDM2	CLHC7PIDM1	CLHC7PIDM2	-	-
	Nr. Collari Nr. of Clamps	-	1	1	1	2	4	1	2	1	2	1	2	-	-
 Binario Mounting Rail	CLBS28X14 (28x14 mm) Lunghezza verga 2000 mm. / Bar length 2000 mm. CLBS28X30 (28x30 mm) Lunghezza verga 2000 mm. / Bar length 2000 mm.														
 Nottolino per fissaggio al binario Hexagon Rail Nut	CLHDFM6 (M6)														
 Dado per fissaggio al binario 40x22 Hexagon Nut for heavy series mounting Rail	CLHDFPSM6 (M6)														
 Anello gomma per Dado Fissaggio Rubber ring for Hexagon Nut	CLHAGDFM											-	-		
 Piastra superiore Cover Plate		CLHC1PS	CLHC2PS	CLHC3PS	CLHC4PS			CLHC5PS	CLHC6PS		CLHC7PS	CLHC8PS	CLHC9PS		
 Vite Testa Esagonale per Piastra superiore Hexagon Head Bolt for cover plate		CLVTE6X30 (M6x30)		CLVTE6X35 (M6x35)	CLVTE6X40 (M6x40)			CLVTE6X45 (M6x45)	CLVTE6X60 (M6x60)		CLVTE6X70 (M6x70)	CLVTE6X100 (M6x100)	CLVTE6X125 (M6x125)		
 Piastra intermedia bloccaggio collari sovrapposti Locking Plate		-	CLHC2PB	CLHC3PB	CLHC4PB			CLHC5PB	CLHC6PB		CLHC7PB	CLHC8PB	CLHC9PB		
 Vite esagonale per montaggio Collari sovrapposti Stacking Bolt		CLVS6X21 (M6x21)		CLVS6X27 (M6x27)	CLVS6X29 (M6x29)			CLVS6X39 (M6x39)	CLVS6X49 (M6x49)		CLVS6X59 (M6x59)	CLVS6X85 (M6x85)	CLVS6X110 (M6x110)		








SERIE SERIES	Ø esterno tubo Hose Outside Ø		 Semicollare Half Clamp	 Piastra inferiore Base Plate	 Piastra superiore Cover Plate	 Vite a testa esagonale Hexagon Head Bolt	 Cod. Collare completo Complete Clamp Code
	mm	Inch					
HCP1	6		CLHCP1-6C	CLHCP1PI	CLHCP1PS	CLVTE10X45 (M10x45)	CLHCP1-6
	8		CLHCP1-8C				CLHCP1-8
	10	1/8"	CLHCP1-10C				CLHCP1-10
	12		CLHCP1-12C				CLHCP1-12
	13.5	1/4"	CLHCP1-13,5C				CLHCP1-13,5
	14		CLHCP1-14C				CLHCP1-14
	15		CLHCP1-15C				CLHCP1-15
	16		CLHCP1-16C				CLHCP1-16
	17.2	3/8"	CLHCP1-17,2C				CLHCP1-17,2
	18		CLHCP1-18C				CLHCP1-18
		CLHCP1-20C	CLHCP1-20				
HCP2	20		CLHCP2-20C	CLHCP2PI	CLHCP2PS	CLVTE10X60 (M10x60)	CLHCP2-20
	21.3	1/2"	CLHCP2-21,3C				CLHCP2-21,3
	22		CLHCP2-22C				CLHCP2-22
	25		CLHCP2-25C				CLHCP2-25
	26.9	3/4"	CLHCP2-26,9C				CLHCP2-26,9
	28		CLHCP2-28C				CLHCP2-28
		CLHCP2-30C	CLHCP2-30				
HCP3	30		CLHCP3-30C	CLHCP3PI	CLHCP3PS	CLVTE10X70 (M10x70)	CLHCP3-30
	32		CLHCP3-32C				CLHCP3-32
	33.7	1"	CLHCP3-33,7C				CLHCP3-33,7
	35		CLHCP3-35C				CLHCP3-35
	36		CLHCP3-36C				CLHCP3-36
	38		CLHCP3-38C				CLHCP3-38
	40		CLHCP3-40C				CLHCP3-40
	42.4	1 1/4"	CLHCP3-42,4C				CLHCP3-42,4
	43		CLHCP3-43C				CLHCP3-43
		CLHCP3-45C	CLHCP3-45				
HCP4	33.7	1"	CLHCP4-33,7C	CLHCP4PI	CLHCP4PS	CLVTE12X100 (M12x100)	CLHCP4-33,7
	38		CLHCP4-38C				CLHCP4-38
	40		CLHCP4-40C				CLHCP4-40
	42.4	1 1/4"	CLHCP4-42,4C				CLHCP4-42,4
	45		CLHCP4-45C				CLHCP4-45
	48.3	1 1/2"	CLHCP4-48,3C				CLHCP4-48,3
	50		CLHCP4-50C				CLHCP4-50
	53		CLHCP4-53C				CLHCP4-53
	54	1 3/4"	CLHCP4-54C				CLHCP4-54
	56		CLHCP4-56C				CLHCP4-56
	60.3	2"	CLHCP4-60,3C				CLHCP4-60,3
	63.5		CLHCP4-63,5C				CLHCP4-63,5
		CLHCP4-65C	CLHCP4-65				
		CLHCP4-70C	CLHCP4-70				
HCP5	60.3	2"	CLHCP5-60,3C	CLHCP5PI	CLHCP5PS	CLVTE16X130 (M16x130)	CLHCP5-60,3
	65		CLHCP5-65C				CLHCP5-65
	66	2 1/4"	CLHCP5-66C				CLHCP5-66
	70		CLHCP5-70C				CLHCP5-70
	73		CLHCP5-73C				CLHCP5-73
	76	2 1/2"	CLHCP5-76C				CLHCP5-76
	80		CLHCP5-80C				CLHCP5-80
	85		CLHCP5-85C				CLHCP5-85
	88.9	3"	CLHCP5-88,9C				CLHCP5-88,9
			CLHCP5-90C				CLHCP5-90

SERIE PESANTE in polipropilene
Massimo carico a trazione da 1,8 a 125 KN
Massima temperatura 90°C

Polypropylene HEAVY series
Max Tensile Strength from 1,8 to 125 KN
Max Temperature Resistance 90°C








SERIE SERIES	Ø esterno tubo Hose Outside Ø		 Semicollare Half Clamp	 Piastra inferiore Base Plate	 Piastra superiore Cover Plate	 Vite a testa esagonale Hexagon Head Bolt	 Cod. Collare completo Complete Clamp Code
	mm	Inch					
HCP6	100		CLHCP6-100C	CLHCP6PI	CLHCP6PS	CLVTE20X190 (M20x190)	CLHCP6-100
	102	3"1/2	CLHCP6-102C				CLHCP6-102
	108		CLHCP6-108C				CLHCP6-108
	114.3	4"	CLHCP6-114,3C				CLHCP6-114,3
	121		CLHCP6-121C				CLHCP6-121
	126.5	4"1/2	CLHCP6-126,5C				CLHCP6-126,5
HCP7	127		CLHCP7-127C	CLHCP7PI	CLHCP7PS	CLVTE20X220 (M20x220)	CLHCP7-127
	133		CLHCP7-133C				CLHCP7-133
	140	5"	CLHCP7-140C				CLHCP7-140
	146		CLHCP7-146C				CLHCP7-146
	150		CLHCP7-150C				CLHCP7-150
	159		CLHCP7-159C				CLHCP7-159
	168	6"	CLHCP7-168C				CLHCP7-168

SERIE PESANTE in polipropilene
 Massimo carico a trazione da 1,8 a 125 KN
 Massima temperatura 90°C






Polypropylene HEAVY series
 Max Tensile Strength from 1,8 to 125 KN
 Max Temperature Resistance 90°C

7

SERIE SERIES	Ø esterno tubo Hose Outside Ø		 Semicollare Half Clamp	 Piastra inferiore Base Plate	 Piastra superiore Cover Plate	 Vite a testa esagonale Hexagon Head Bolt	 Cod. Collare completo Complete Clamp Code
	mm	Inch					
HPCP1	6		CLHPCP1-6C	CLHCP1PI	CLHCP1PS	CLVTE10X45 (M10x45)	CLHPCP1-6
	8		CLHPCP1-8C				CLHPCP1-8
	10	1/8"	CLHPCP1-10C				CLHPCP1-10
	12		CLHPCP1-12C				CLHPCP1-12
	14		CLHPCP1-14C				CLHPCP1-14
	15		CLHPCP1-15C				CLHPCP1-15
	16		CLHPCP1-16C				CLHPCP1-16
	18		CLHPCP1-18C				CLHPCP1-18
	20		CLHPCP1-20C				CLHPCP1-20
HPCP2	22		CLHPCP2-22C	CLHCP2PI	CLHCP2PS	CLVTE10X60 (M10x60)	CLHPCP2-22
	25		CLHPCP2-25C				CLHPCP2-25
	28		CLHPCP2-28C				CLHPCP2-28
	30		CLHPCP2-30C				CLHPCP2-30
HPCP3	32		CLHPCP3-32C	CLHCP3PI	CLHCP3PS	CLVTE10X70 (M10x70)	CLHPCP3-32
	35		CLHPCP3-35C				CLHPCP3-35
	36		CLHPCP3-36C				CLHPCP3-36
	38		CLHPCP3-38C				CLHPCP3-38
	42.4	1"1/4	CLHPCP3-42,4C				CLHPCP3-42,4
HPCP4	45		CLHPCP4-45C	CLHCP4PI	CLHCP4PS	CLVTE12X100 (M12x100)	CLHPCP4-45
	50		CLHPCP4-50C				CLHPCP4-50

SERIE PESANTE in poliammide
 Massimo carico a trazione da 4,5 a 130 KN
 Massima temperatura 120°C






Polyamide HEAVY series
 Max Tensile Strength from 4,5 to 130 KN
 Max Temperature Resistance 120°C

SERIE SERIES	Ø esterno tubo Hose Outside Ø		 Semicollare Half Clamp	 Piastra inferiore Base Plate	 Piastra superiore Cover Plate	 Vite a testa esagonale Hexagon Head Bolt	 Cod. Collare completo Complete Clamp Code
	mm	Inch					
HACP1	6		CLHACP1-6C	CLHCP1PI	CLHCP1PS	CLVTE10X45 (M10x45)	CLHACP1-6
	8		CLHACP1-8C				CLHACP1-8
	10	1/8"	CLHACP1-10C				CLHACP1-10
	12		CLHACP1-12C				CLHACP1-12
	13.5	1/4"	CLHACP1-13,5C				CLHACP1-13,5
	14		CLHACP1-14C				CLHACP1-14
	15		CLHACP1-15C				CLHACP1-15
	16		CLHACP1-16C				CLHACP1-16
	17.2	3/8"	CLHACP1-17,2C				CLHACP1-17,2
	18		CLHACP1-18C				CLHACP1-18
		CLHACP1-20C	CLHACP1-20				
HACP2	20		CLHACP2-20C	CLHCP2PI	CLHCP2PS	CLVTE10X60 (M10x60)	CLHACP2-20
	21.3	1/2"	CLHACP2-21,3C				CLHACP2-21,3
	22		CLHACP2-22C				CLHACP2-22
	25		CLHACP2-25C				CLHACP2-25
	26.9	3/4"	CLHACP2-26,9C				CLHACP2-26,9
	28		CLHACP2-28C				CLHACP2-28
30		CLHACP2-30C	CLHACP2-30				
HACP3	30		CLHACP3-30C	CLHCP3PI	CLHCP3PS	CLVTE10X70 (M10x70)	CLHACP3-30
	32		CLHACP3-32C				CLHACP3-32
	33.7	1"	CLHACP3-33,7C				CLHACP3-33,7
	35		CLHACP3-35C				CLHACP3-35
	36		CLHACP3-36C				CLHACP3-36
	38		CLHACP3-38C				CLHACP3-38
	40		CLHACP3-40C				CLHACP3-40
	42.4	1"1/4	CLHACP3-42,4C				CLHACP3-42,4
	43		CLHACP3-43C				CLHACP3-43
45		CLHACP3-45C	CLHACP3-45				
HACP4	33.7	1"	CLHACP4-33,7C	CLHCP4PI	CLHCP4PS	CLVTE12X100 (M12x100)	CLHACP4-33,7
	38		CLHACP4-38C				CLHACP4-38
	40		CLHACP4-40C				CLHACP4-40
	42.4	1"1/4	CLHACP4-42,4C				CLHACP4-42,4
	45		CLHACP4-45C				CLHACP4-45
	48.3	1"1/2	CLHACP4-48,3C				CLHACP4-48,3
	50		CLHACP4-50C				CLHACP4-50
	53		CLHACP4-53C				CLHACP4-53
	54	1"3/4	CLHACP4-54C				CLHACP4-54
	56		CLHACP4-56C				CLHACP4-56
	60.3	2"	CLHACP4-60,3C				CLHACP4-60,3
	63.5		CLHACP4-63,5C				CLHACP4-63,5
65		CLHACP4-65C	CLHACP4-65				
70		CLHACP4-70C	CLHACP4-70				
HACP5	60.3	2"	CLHACP5-60,3C	CLHCP5PI	CLHCP5PS	CLVTE16X130 (M16x130)	CLHACP5-60,3
	65		CLHACP5-65C				CLHACP5-65
	66	2"1/4	CLHACP5-66C				CLHACP5-66
	70		CLHACP5-70C				CLHACP5-70
	73		CLHACP5-73C				CLHACP5-73
	76	2"1/2	CLHACP5-76C				CLHACP5-76
	80		CLHACP5-80C				CLHACP5-80
	85		CLHACP5-85C				CLHACP5-85
	88.9	3"	CLHACP5-88,9C				CLHACP5-88,9
	90		CLHACP5-90C				CLHACP5-90

SERIE PESANTE in alluminio
Massimo carico a trazione da 13 a 190,5 KN
Massima temperatura 300°C

Aluminium HEAVY series
Max Tensile Strength from 13 to 190,5 KN
Max Temperature Resistance 300°C










SERIE SERIES	Ø esterno tubo Hose Outside Ø		 Semicollare Half Clamp	 Piastra inferiore Base Plate	 Piastra superiore Cover Plate	 Vite a testa esagonale Hexagon Head Bolt	 Cod. Collare completo Complete Clamp Code
	mm	Inch					
HACP6	100		CLHACP6-100C	CLHCP6PI	CLHCP6PS	CLVTE20X190 (M20x190)	CLHACP6-100
	102	3 1/2"	CLHACP6-102C				CLHACP6-102
	108		CLHACP6-108C				CLHACP6-108
	114.3	4"	CLHACP6-114,3C				CLHACP6-114,3
	121		CLHACP6-121C				CLHACP6-121
	126.5	4 1/2"	CLHACP6-126,5C				CLHACP6-126,5
HACP7	127		CLHACP7-127C	CLHCP7PI	CLHCP7PS	CLVTE20X220 (M20x220)	CLHACP7-127
	133		CLHACP7-133C				CLHACP7-133
	140	5"	CLHACP7-140C				CLHACP7-140
	146		CLHACP7-146C				CLHACP7-146
	150		CLHACP7-150C				CLHACP7-150
	159		CLHACP7-159C				CLHACP7-159
	168	6"	CLHACP7-168C				CLHACP7-168

SERIE PESANTE in alluminio

Massimo carico a trazione da 13 a 190,5 KN
Massima temperatura 300°C

Aluminium HEAVY series






Max Tensile Strength from 13 to 190,5 KN
Max Temperature Resistance 300°C

SERIE SERIES	 Piastra intermedia bloccaggio collari sovrapposti Locking Plate	 Binario Mounting Rail	 Dado per fissaggio al binario Hexagon Rail Nut	 Anello gomma per dado fissaggio Rubber ring for Hexagon Nut	 Vite testa esagonale per piastra superiore Hexagon Head Bolt for cover plate	 Vite esagonale per montaggio collari sovrapposti Stacking Bolt	 Vite testa esagonale alta per montaggio collari sovrapposti senza piastra intermedia bloccaggio Hexagon Head Long Bolt for mounted Clamps without Locking Plate
HCP1	CLHCP1PB	CLBS40X22 (40x22 mm) Lunghezza verga 2000 mm. Bar length 2000 mm.	CLHDFPSM10 (M10)	CLHAGDFPSM	CLVTE10X45 (M10x45)	CLVS10X49 (M10x49)	CLVTE10X80 (M10x80)
HCP2	CLHCP2PBS		CLVTE10X60 (M10x60)		CLVTE10X60 (M10x60)	CLVTE10X110 (M10x110)	
HCP3	CLHCP3PBS		CLVTE10X70 (M10x70)		CLVTE10X70 (M10x70)	CLVTE10X130 (M10x130)	
HCP4	CLHCP4PBS		CLHDFPSM12 (M12)		CLVTE12X100 (M12x100)	CLVTE12X100 (M12x100)	CLVTE12X190 (M12x190)
HCP5	CLHCP5PBS	-	-	-	CLVTE16X130 (M16x130)	CLVS16X139 (M16x139)	CLVTE16X250 (M16x250)
HCP6	CLHCP6PBS	-	-	-	CLVTE20X190 (M20x190)	CLVS20X190 (M20x190)	-
HCP7	CLHCP7PBS	-	-	-	CLVTE20X220 (M20x220)	CLVS20X220 (M20x220)	-
HCP8	CLHCP8PBS	-	-	-	CLVTE30X300 (M30x300)	CLVS30X315 (M30x315)	-

SERIE PESANTE Accessori

HEAVY series Accessories








SERIE SERIES	Ø esterno tubo Hose Outside Ø		 Semicollare Half Clamp	 Piastra inferiore Base Plate	 Piastra superiore Cover Plate	 Vite a testa esagonale Hexagon Head Bolt	 Cod. Collare completo Complete Clamp Code
	mm	Inch					
HCF1	6 - 6		CLHCF1-6C	CLHCF1PI	CLHCF1PS	CLVTE6X35 (M6x35)	CLHCF1-6
	8 - 8		CLHCF1-8C				CLHCF1-8
	10 - 10	1/8" - 1/8"	CLHCF1-10C				CLHCF1-10
	12 - 12		CLHCF1-12C				CLHCF1-12
HCF2	13.5 - 13.5	1/4" - 1/4"	CLHCF2-13,5C	CLHCF2PI	CLHCF2PS	CLVTE8X35 (M8x35)	CLHCF2-13,5
	14 - 14		CLHCF2-14C				CLHCF2-14
	15 - 15		CLHCF2-15C				CLHCF2-15
	16 - 16		CLHCF2-16C				CLHCF2-16
	17.2 - 17.2	3/8" - 3/8"	CLHCF2-17,2C				CLHCF2-17,2
	18 - 18		CLHCF2-18C				CLHCF2-18
HCF3	20 - 20		CLHCF3-20C	CLHCF3PI	CLHCF3PS	CLVTE8X45 (M8x45)	CLHCF3-20
	21.3 - 21.3	1/2" - 1/2"	CLHCF3-21,3C				CLHCF3-21,3
	22 - 22		CLHCF3-22C				CLHCF3-22
	25 - 25		CLHCF3-25C				CLHCF3-25
HCF4	26 - 26		CLHCF4-26C	CLHCF4PI	CLHCF4PS	CLVTE8X50 (M8x50)	CLHCF4-26
	26.9 - 26.9	3/4" - 3/4"	CLHCF4-26,9C				CLHCF4-26,9
	28 - 28		CLHCF4-28C				CLHCF4-28
	30 - 30		CLHCF4-30C				CLHCF4-30
HCF5	33.7 - 33.7	1" - 1"	CLHCF5-33,7C	CLHCF5PI	CLHCF5PS	CLVTE8X65 (M8x65)	CLHCF5-33,7
	35 - 35		CLHCF5-35C				CLHCF5-35
	38 - 38		CLHCF5-38C				CLHCF5-38
	40 - 40		CLHCF5-40C				CLHCF5-40
	42.4 - 42.4	1"1/4 - 1"1/4	CLHCF5-42,4C				CLHCF5-42,4

10



SERIE DOPPIA in polipropilene
Massimo carico a trazione da 1,1 a 2,2 KN
Massima temperatura 90°C








Polypropylene TWIN series
Max Tensile Strength from 1,1 to 2,2 KN
Max Temperature Resistance 90°C

SERIE SERIES	Ø esterno tubo Hose Outside Ø		 Semicollare Half Clamp	 Piastra inferiore Base Plate	 Piastra superiore Cover Plate	 Vite a testa esagonale Hexagon Head Bolt	 Cod. Collare completo Complete Clamp Code
	mm	Inch					
HPCF1	6 - 6		CLHPCF1-6C	CLHCF1PI	CLHCF1PS	CLVTE6X35 (M6x35)	CLHPCF1-6
	8 - 8		CLHPCF1-8C				CLHPCF1-8
	10 - 10	1/8" - 1/8"	CLHPCF1-10C				CLHPCF1-10
	12 - 12		CLHPCF1-12C				CLHPCF1-12
HPCF2	14 - 14		CLHPCF2-14C	CLHCF2PI	CLHCF2PS	CLVTE8X35 (M8x35)	CLHPCF2-14
	15 - 15		CLHPCF2-15C				CLHPCF2-15
	16 - 16		CLHPCF2-16C				CLHPCF2-16
	18 - 18		CLHPCF2-18C				CLHPCF2-18
HPCF3	20 - 20		CLHPCF3-20C	CLHCF3PI	CLHCF3PS	CLVTE8X45 (M8x45)	CLHPCF3-20
	22 - 22		CLHPCF3-22C				CLHPCF3-22
	25 - 25		CLHPCF3-25C				CLHPCF3-25
HPCF4	28 - 28		CLHPCF4-28C	CLHCF4PI	CLHCF4PS	CLVTE8X50 (M8x50)	CLHPCF4-28
	30 - 30		CLHPCF4-30C				CLHPCF4-30
HPCF5	32 - 32	1" - 1"	CLHPCF5-32C	CLHCF5PI	CLHCF5PS	CLVTE8X65 (M8x65)	CLHPCF5-32
	35 - 35		CLHPCF5-35C				CLHPCF5-35
	38 - 38		CLHPCF5-38C				CLHPCF5-38
	40 - 40		CLHPCF5-40C				CLHPCF5-40
	42.4 - 42.4	1 1/4 - 1 1/4	CLHPCF5-42,4C				CLHPCF5-42,4



SERIE DOPPIA in poliammide
Massimo carico a trazione da 1,1 a 2,7 KN
Massima temperatura 120°C







Polyamide TWIN series
Max Tensile Strength from 1,1 to 2,7 KN
Max Temperature Resistance 120°C

SERIE SERIES	Piastra inferiore multipla Multiple Base Plate		 Binario Mounting Rail	 Nottolino per fissaggio al binario Hexagon Rail Nut	 Dado per fissaggio al binario 40x22 Hexagon Nut for heavy series mounting Rail	 Anello gomma per Dado Fiss. Rubber ring for Hexagon Nut	 Rondella piana per montaggio senza piastra superiore Flat washer for mounting without cover plate	 Vite testa esagonale per montaggio con rondella senza piastra superiore Hexagon head bolt for mounting without cover plate and with flat washer	 Vite esagonale per montaggio collari sovrapposti Stacking Bolt
	Codice P.N.	Nr. Collari Nr. of Clamps							
HCF1	CLHCF1PIM5	5	CLBS28X14 (28x14 mm) CLBS28X30 (28x30 mm) Lunghezza verga 2000 mm. Bar length 2000 mm.	CLHDFM6 (M6)	CLHDFPSM6 (M6)	CLHAGDFM	CLRP6,5/24 (6,5x24)	CLVTE6X25 (M6x25)	CLVS6X21 (M6x21)
HCF2	CLHCF2PIM5	5		CLVTE8X30 (M8x30)	CLVS8X19,5 (M8x19,5)				
HCF3	CLHCF3PIM5	5		CLVTE8X40 (M8x40)	CLVS8X29 (M8x29)				
HCF4	CLHCF4PIM5	5		CLVTE8X45 (M8x45)	CLVS8X33 (M8x33)				
HCF5	CLHCF5PIM5	5		CLVTE8X55 (M8x55)	CLVS8X45 (M8x45)				



SERIE DOPPIA Accessori







TWIN series Accessories

SERIE SERIES	Ø esterno tubo Hose Outside Ø		 Semicollare Half Clamp	 Bussola in Gomma Rubber insert	 Piastra inferiore Base Plate	 Vite a testa cilindrica con esagono incassato Socket cap screw	 Rondella Flat Washer	 Cod. Collare completo Complete Clamp Code
	mm	Inch						
HCB4	6		CLHCB4-C	CLBG25-6	CLHC4PI	CLVBC6X30 (M6x30)	CLRP6,5/11	CLHCB4-6
	8			CLBG25-8				CLHCB4-8
	10	1/8"		CLBG25-10				CLHCB4-10
	12			CLBG25-12				CLHCB4-12
	14			CLBG25-14				CLHCB4-14
	15			CLBG25-15				CLHCB4-15
	16			CLBG25-16				CLHCB4-16
	18			CLBG25-18				CLHCB4-18
	19			CLBG25-19				CLHCB4-19
	20			CLBG25-20				CLHCB4-20
HCB6	8		CLHCB6-C	CLBG38-8	CLHC6PI	CLVBC6X50 (M6x50)	CLRP6,5/11	CLHCB6-8
	10	1/8"		CLBG38-10				CLHCB6-10
	12			CLBG38-12				CLHCB6-12
	15			CLBG38-15				CLHCB6-15
	16			CLBG38-16				CLHCB6-16
	18			CLBG38-18				CLHCB6-18
	20			CLBG38-20				CLHCB6-20
	22			CLBG38-22				CLHCB6-22
	25			CLBG38-25				CLHCB6-25
	28			CLBG38-28				CLHCB6-28
	30			CLBG38-30				CLHCB6-30
	32			CLBG38-32				CLHCB6-32

12



SERIE STANDARD in polipropilene con BUSSOLA in GOMMA Polypropylene STANDARD series with RUBBER INSERT

SERIE SERIES	Ø esterno tubo Hose Outside Ø		 Semicollare Half Clamp	 Bussola in Gomma Rubber insert	 Piastra inferiore Base Plate	 Piastra superiore Cover Plate	 Vite a testa esagonale Hexagon Head Bolt	 Cod. Collare completo Complete Clamp Code
	mm	Inch						
HCPB2	6		CLHCPB2-C	CLBG25-6	CLHCP2PI	CLHCP2PS	CLVTE10X60 (M10x60)	CLHCPB2-6
	8			CLBG25-8				CLHCPB2-8
	10	1/8"		CLBG25-10				CLHCPB2-10
	12			CLBG25-12				CLHCPB2-12
	14			CLBG25-14				CLHCPB2-14
	15			CLBG25-15				CLHCPB2-15
	16			CLBG25-16				CLHCPB2-16
	18			CLBG25-18				CLHCPB2-18
	19			CLBG25-19				CLHCPB2-19
	20			CLBG25-20				CLHCPB2-20
HCPB3	8		CLHCPB3-C	CLBG38-8	CLHCP3PI	CLHCP3PS	CLVTE10X70 (M10x70)	CLHCPB3-8
	10	1/8"		CLBG38-10				CLHCPB3-10
	12			CLBG38-12				CLHCPB3-12
	15			CLBG38-15				CLHCPB3-15
	16			CLBG38-16				CLHCPB3-16
	18			CLBG38-18				CLHCPB3-18
	20			CLBG38-20				CLHCPB3-20
	22			CLBG38-22				CLHCPB3-22
	25			CLBG38-25				CLHCPB3-25
	28			CLBG38-28				CLHCPB3-28
	30			CLBG38-30				CLHCPB3-30
	32			CLBG38-32				CLHCPB3-32
HCPB4	28		CLHCPB4-C	CLBG59-28	CLHCP4PI	CLHCP4PS	CLVTE12X100 (M12x100)	CLHCPB4-28
	30			CLBG59-30				CLHCPB4-30
	35			CLBG59-35				CLHCPB4-35
	38			CLBG59-38				CLHCPB4-38
	40			CLBG59-40				CLHCPB4-40
	49			CLBG59-49				CLHCPB4-49
HCPB5	58		CLHCPB5-C	CLBG94-58	CLHCP5PI	CLHCP5PS	CLVTE16X130 (M16x130)	CLHCPB5-58
	63			CLBG94-63				CLHCPB5-63
	65			CLBG94-65				CLHCPB5-65
	70			CLBG94-70				CLHCPB5-70
	73			CLBG94-73				CLHCPB5-73
	75			CLBG94-75				CLHCPB5-75



Versioni disponibili / Available versions



Ø esterno tubo Hose Outside Ø	d	Cavalotto U-bolt clamps	Cavalotto + 2 dadi + 2 rondelle U-bolt clamp with 2 nuts and 2 flat washers	Cavalotto + 4 dadi + 4 rondelle U-bolt clamp with 4 nuts and 4 flat washers
1/8"	M6	CLHCVL-11	CLHCVL-11-2D2R	CLHCVL-11-4D4R
1/4"		CLHCVL-14	CLHCVL-14-2D2R	CLHCVL-14-4D4R
3/8"		CLHCVL-18	CLHCVL-18-2D2R	CLHCVL-18-4D4R
1/2"		CLHCVL-22	CLHCVL-22-2D2R	CLHCVL-22-4D4R
3/4"		CLHCVL-27	CLHCVL-27-2D2R	CLHCVL-27-4D4R
1"		CLHCVL-34	CLHCVL-34-2D2R	CLHCVL-34-4D4R
1"1/4		CLHCVL-43	CLHCVL-43-2D2R	CLHCVL-43-4D4R
1"1/2	M8	CLHCVL-49	CLHCVL-49-2D2R	CLHCVL-49-4D4R
2"		CLHCVL-61	CLHCVL-61-2D2R	CLHCVL-61-4D4R
2"1/2		CLHCVL-77	CLHCVL-77-2D2R	CLHCVL-77-4D4R
3"		CLHCVL-89	CLHCVL-89-2D2R	CLHCVL-89-4D4R
3"1/2		CLHCVL-102	CLHCVL-102-2D2R	CLHCVL-102-4D4R
4"		CLHCVL-115	CLHCVL-115-2D2R	CLHCVL-115-4D4R
5"		CLHCVL-140	CLHCVL-140-2D2R	CLHCVL-140-4D4R
6"	M10	CLHCVL-168	CLHCVL-168-2D2R	CLHCVL-168-4D4R
8"		CLHCVL-220	CLHCVL-220-2D2R	CLHCVL-220-4D4R
10"		CLHCVL-274	CLHCVL-274-2D2R	CLHCVL-274-4D4R
12"	M16	CLHCVL-324	CLHCVL-324-2D2R	CLHCVL-324-4D4R
14"		CLHCVL-356	CLHCVL-356-2D2R	CLHCVL-356-4D4R
16"		CLHCVL-408	CLHCVL-408-2D2R	CLHCVL-408-4D4R

14



CAVALLOTTI TONDI SERIE LEGGERA
LIGHT WEIGHT SERIES U-BOLT CLAMPS

Versioni disponibili / Available versions



Dimensioni Dimensions	d	Cavalotto U-bolt clamps	Cavalotto + 2 dadi + 2 rondelle U-bolt clamp with 2 nuts and 2 flat washers	Cavalotto + 4 dadi + 4 rondelle U-bolt clamp with 4 nuts and 4 flat washers
30x30	M8	CLHCVQL-30	CLHCVQL-30-2D2R	CLHCVQL-30-4D4R
40x40		CLHCVQL-40	CLHCVQL-40-2D2R	CLHCVQL-40-4D4R
50x50		CLHCVQL-50	CLHCVQL-50-2D2R	CLHCVQL-50-4D4R
60x60	M10	CLHCVQL-60	CLHCVQL-60-2D2R	CLHCVQL-60-4D4R
70x70		CLHCVQL-70	CLHCVQL-70-2D2R	CLHCVQL-70-4D4R
80x80		CLHCVQL-80	CLHCVQL-80-2D2R	CLHCVQL-80-4D4R
90x90		CLHCVQL-90	CLHCVQL-90-2D2R	CLHCVQL-90-4D4R
100x100		CLHCVQL-100	CLHCVQL-100-2D2R	CLHCVQL-100-4D4R



CAVALLOTTI QUADRI SERIE LEGGERA
LIGHT WEIGHT SERIES SQUARED U-BOLT CLAMPS

Versioni disponibili / Available versions



Ø esterno tubo Hose Outside Ø	d	Cavalotto U-bolt clamps	Cavalotto + 2 dadi + 2 rondelle U-bolt clamp with 2 nuts and 2 flat washers	Cavalotto + 4 dadi + 4 rondelle U-bolt clamp with 4 nuts and 4 flat washers
1/2"	M8	CLHCVM-22	CLHCVM-22-2D2R	CLHCVM-22-4D4R
3/4"		CLHCVM-27	CLHCVM-27-2D2R	CLHCVM-27-4D4R
1"		CLHCVM-34	CLHCVM-34-2D2R	CLHCVM-34-4D4R
1"1/4		CLHCVM-43	CLHCVM-43-2D2R	CLHCVM-43-4D4R
1"1/2	M10	CLHCVM-49	CLHCVM-49-2D2R	CLHCVM-49-4D4R
2"		CLHCVM-61	CLHCVM-61-2D2R	CLHCVM-61-4D4R
2"1/2		CLHCVM-77	CLHCVM-77-2D2R	CLHCVM-77-4D4R
3"		CLHCVM-89	CLHCVM-89-2D2R	CLHCVM-89-4D4R
3"1/2	M12	CLHCVM-102	CLHCVM-102-2D2R	CLHCVM-102-4D4R
4"		CLHCVM-115	CLHCVM-115-2D2R	CLHCVM-115-4D4R
5"		CLHCVM-140	CLHCVM-140-2D2R	CLHCVM-140-4D4R
6"		CLHCVM-168	CLHCVM-168-2D2R	CLHCVM-168-4D4R
8"	M16	CLHCVM-220	CLHCVM-220-2D2R	CLHCVM-220-4D4R
10"		CLHCVM-274	CLHCVM-274-2D2R	CLHCVM-274-4D4R
12"	M20	CLHCVM-324	CLHCVM-324-2D2R	CLHCVM-324-4D4R
14"		CLHCVM-356	CLHCVM-356-2D2R	CLHCVM-356-4D4R
16"		CLHCVM-408	CLHCVM-408-2D2R	CLHCVM-408-4D4R
18"		CLHCVM-460	CLHCVM-460-2D2R	CLHCVM-460-4D4R
20"		CLHCVM-510	CLHCVM-510-2D2R	CLHCVM-510-4D4R
24"		CLHCVM-612	CLHCVM-612-2D2R	CLHCVM-612-4D4R

15



CAVALLOTTI TONDI SERIE MEDIA
MEDIUM WEIGHT SERIES U-BOLT CLAMPS

Versioni disponibili / Available versions



Dimensioni Dimensions	d	Cavalotto U-bolt clamps	Cavalotto + 2 dadi + 2 rondelle U-bolt clamp with 2 nuts and 2 flat washers	Cavalotto + 4 dadi + 4 rondelle U-bolt clamp with 4 nuts and 4 flat washers
30x30	M10	CLHCVQM-30	CLHCVQM-30-2D2R	CLHCVQM-30-4D4R
40x40		CLHCVQM-40	CLHCVQM-40-2D2R	CLHCVQM-40-4D4R
50x50		CLHCVQM-50	CLHCVQM-50-2D2R	CLHCVQM-50-4D4R
60x60	M12	CLHCVQM-60	CLHCVQM-60-2D2R	CLHCVQM-60-4D4R
70x70		CLHCVQM-70	CLHCVQM-70-2D2R	CLHCVQM-70-4D4R
80x80		CLHCVQM-80	CLHCVQM-80-2D2R	CLHCVQM-80-4D4R
90x90		CLHCVQM-90	CLHCVQM-90-2D2R	CLHCVQM-90-4D4R
100x100		CLHCVQM-100	CLHCVQM-100-2D2R	CLHCVQM-100-4D4R



CAVALLOTTI QUADRI SERIE MEDIA
MEDIUM WEIGHT SERIES SQUARED U-BOLT CLAMPS

Versioni disponibili / Available versions



Ø esterno tubo Hose Outside Ø	d	Cavallotto U-bolt clamps	Cavallotto + 2 dadi + 2 rondelle U-bolt clamp with 2 nuts and 2 flat washers	Cavallotto + 4 dadi + 4 rondelle U-bolt clamp with 4 nuts and 4 flat washers
1/2"	M10	CLHCVP-22	CLHCVP-22-2D2R	CLHCVP-22-4D4R
3/4"		CLHCVP-27	CLHCVP-27-2D2R	CLHCVP-27-4D4R
1"		CLHCVP-34	CLHCVP-34-2D2R	CLHCVP-34-4D4R
1"1/4		CLHCVP-43	CLHCVP-43-2D2R	CLHCVP-43-4D4R
1"1/2	M12	CLHCVP-49	CLHCVP-49-2D2R	CLHCVP-49-4D4R
2"		CLHCVP-61	CLHCVP-61-2D2R	CLHCVP-61-4D4R
2"1/2		CLHCVP-77	CLHCVP-77-2D2R	CLHCVP-77-4D4R
3"		CLHCVP-89	CLHCVP-89-2D2R	CLHCVP-89-4D4R
3"1/2	M16	CLHCVP-102	CLHCVP-102-2D2R	CLHCVP-102-4D4R
4"		CLHCVP-115	CLHCVP-115-2D2R	CLHCVP-115-4D4R
5"		CLHCVP-140	CLHCVP-140-2D2R	CLHCVP-140-4D4R
6"		CLHCVP-168	CLHCVP-168-2D2R	CLHCVP-168-4D4R
8"	M20	CLHCVP-220	CLHCVP-220-2D2R	CLHCVP-220-4D4R
10"		CLHCVP-274	CLHCVP-274-2D2R	CLHCVP-274-4D4R
12"	M24	CLHCVP-324	CLHCVP-324-2D2R	CLHCVP-324-4D4R
14"		CLHCVP-356	CLHCVP-356-2D2R	CLHCVP-356-4D4R
16"		CLHCVP-408	CLHCVP-408-2D2R	CLHCVP-408-4D4R
18"		CLHCVP-460	CLHCVP-460-2D2R	CLHCVP-460-4D4R
20"		CLHCVP-510	CLHCVP-510-2D2R	CLHCVP-510-4D4R
24"		CLHCVP-612	CLHCVP-612-2D2R	CLHCVP-612-4D4R

16



CAVALLOTTI TONDI SERIE PESANTE
HEAVY WEIGHT SERIES U-BOLT CLAMPS

Versioni disponibili / Available versions




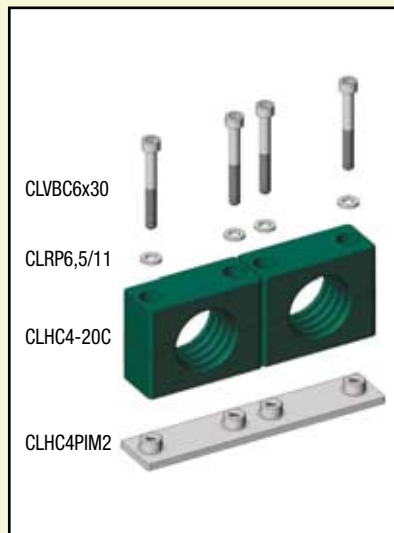




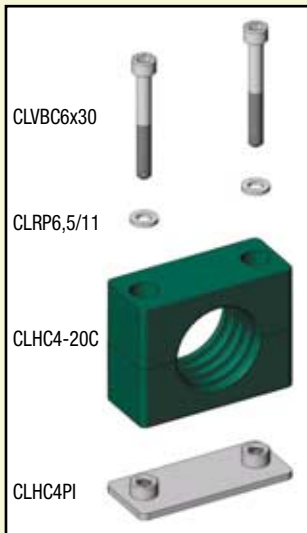
Dimensioni Dimensions	d	Cavallotto U-bolt clamps	Cavallotto + 2 dadi + 2 rondelle U-bolt clamp with 2 nuts and 2 flat washers	Cavallotto + 4 dadi + 4 rondelle U-bolt clamp with 4 nuts and 4 flat washers
30x30	M12	CLHCVQP-30	CLHCVQP-30-2D2R	CLHCVQP-30-4D4R
40x40		CLHCVQP-40	CLHCVQP-40-2D2R	CLHCVQP-40-4D4R
50x50		CLHCVQP-50	CLHCVQP-50-2D2R	CLHCVQP-50-4D4R
60x60	M14	CLHCVQP-60	CLHCVQP-60-2D2R	CLHCVQP-60-4D4R
70x70		CLHCVQP-70	CLHCVQP-70-2D2R	CLHCVQP-70-4D4R
80x80		CLHCVQP-80	CLHCVQP-80-2D2R	CLHCVQP-80-4D4R
90x90		CLHCVQP-90	CLHCVQP-90-2D2R	CLHCVQP-90-4D4R
100x100		CLHCVQP-100	CLHCVQP-100-2D2R	CLHCVQP-100-4D4R



CAVALLOTTI QUADRI SERIE PESANTE
HEAVY WEIGHT SERIES SQUARED U-BOLT CLAMPS

Tipologia per tubo singolo Singles Hose Type				Tipologia per tubi doppi stesso diametro Twin Hoses Type (same diameter)				Tipologia per tubi doppi diametri differenti Twin Hoses with different diameters Type				
Ø esterno tubo Hose Outside Ø (mm.)	Ø esterno tubo Hose Outside Ø (inch)	Codice P.N.	Lunghezza Length	Ø esterno tubo Hose Outside Ø (mm.)	Ø esterno tubo Hose Outside Ø (inch)	Codice P.N.	Lunghezza Length	Ø esterno tubo Hose Outside Ø (mm.)	Ø esterno tubo Hose Outside Ø (inch)	Codice P.N.	Lunghezza Length	
4		CLHLL-4	22	4		CLHLLD-4	31	4-6		CLHLLR-4/6	31	
6		CLHLL-6		6		CLHLLD-6		4-8		CLHLLR-4/8		
8		CLHLL-8		8		CLHLLD-8		6-8		CLHLLR-6/8		
9,5		CLHLL-9,5	27	9,5		CLHLLD-9,5	39	10-9,5	1/8" - (9,5)	CLHLLR-10/9,5	39	
10	1/8"	CLHLL-10		10	1/8"	CLHLLD-10		12-9,5		CLHLLR-12/9,5		
12		CLHLL-12		12		CLHLLD-12		10-12	1/8" - (12)	CLHLLR-10/12		
12,7		CLHLL-12,7	34	12,7		CLHLLD-12,7	53	13,5-12,7	1/4" - (12,7)	CLHLLR-13,5/12,7	53	
									14-12,7			CLHLLR-14/12,7
									15-12,7			CLHLLR-15/12,7
									16-12,7			CLHLLR-16/12,7
13,5	1/4"	CLHLL-13,5		13,5	1/4"	CLHLLD-13,5		17,2-12,7	3/8" - (12,7)	CLHLLR-17,2/12,7		
									18-12,7			CLHLLR-18/12,7
									13,5-14	1/4" - (14)		CLHLLR-13,5/14
14		CLHLL-14		14		CLHLLD-14		13,5-15	1/4" - (15)	CLHLLR-13,5/15		
									13,5-16	1/4" - (16)		CLHLLR-13,5/16
									13,5-17,2	1/4" - (3/8")		CLHLLR-13,5/17,2
15		CLHLL-15		15		CLHLLD-15		13,5-18	1/4" - (18)	CLHLLR-13,5/18		
									14-15			CLHLLR-14/15
									14-16			CLHLLR-14/16
16		CLHLL-16		16		CLHLLD-16		17,2-14	3/8" - (14)	CLHLLR-17,2/14		
									14-18			CLHLLR-14/18
									15-16			CLHLLR-15/16
17,2	3/8"	CLHLL-17,2	17,2	3/8"	CLHLLD-17,2	17,2-15	3/8" - (15)	CLHLLR-17,2/15				
							15-18		CLHLLR-15/18			
							17,2-16	3/8" - (16)	CLHLLR-17,2/16			
18		CLHLL-18	18		CLHLLD-18	16-18		CLHLLR-16/18				
							17,2-18	3/8" - (18)	CLHLLR-17,2/18			
19		CLHLL-19	42	19		CLHLLD-19	70	19-20		CLHLLR-19/20	70	
									21,3-19	1/2" - (19)		CLHLLR-21,3/19
20		CLHLL-20		20		CLHLLD-20		19-22		CLHLLR-19/22		
									19-25,4			CLHLLR-19/25,4
21,3	1/2"	CLHLL-21,3		21,3	1/2"	CLHLLD-21,3		21,3-20	1/2" - (20)	CLHLLR-21,3/20		
									20-22			CLHLLR-20/22
22		CLHLL-22		22		CLHLLD-22		20-25,4		CLHLLR-20/25,4		
									21,3-22	1/2" - (22)		CLHLLR-21,3/22
25,4		CLHLL-25,4	25,4		CLHLLD-25,4	21,3-25,4	1/2" - (25,4)	CLHLLR-21,3/25,4				
							22-25,4		CLHLLR-22/25,4			



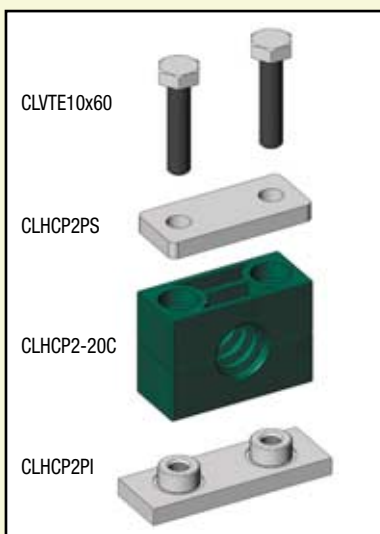





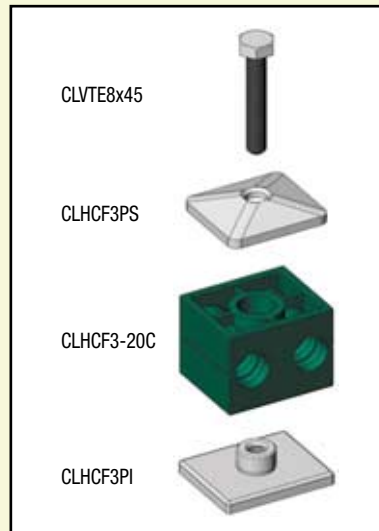

18



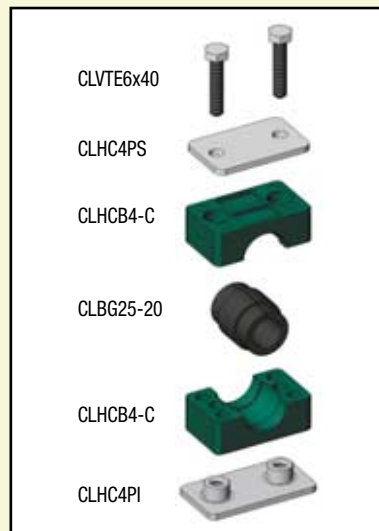

Esempio di Configurazione (per collari Ø 20 mm.). SERIE STANDARD
Configuration example (20mm Hose Outside Ø clamps). STANDARD series




Esempio di Configurazione (per collari Ø 20 mm.). SERIE PESANTE
Configuration example (20mm Hose Outside Ø clamps). HEAVY series



Esempio di Configurazione (per collari Ø 20 mm.). SERIE DOPPIA
Configuration example (20mm Hose Outside Ø clamps). TWIN series



Esempio di Configurazione (per collari Ø 20 mm.). SERIE STANDARD in polipropilene con BUSSOLA in GOMMA
Configuration example (20mm Hose Outside Ø clamps). Polypropylene STANDARD series with RUBBER INSERT



Esempio di Configurazione (per collari Ø 20 mm.). SERIE PESANTE in polipropilene con BUSSOLA in GOMMA
Configuration example (20mm Hose Outside Ø clamps). Polypropylene HEAVY series with RUBBER INSERT

NOTA
Non si assicura la disponibilità a magazzino di tutti gli articoli inseriti nel presente catalogo. La consegna potrebbe essere vincolata a lotti economici di produzione variabili e definibili al momento dell'ordine.

WARNING
The availability of all products listed in this catalogue can't be ensured. Deliveries might depend on variable E.B.Q.s that can be specified when the order is placed.

OL COMPONENTS

Hydraulic Industrial Supply

www.olcomponents.com

Rivenditore Specializzato **OLCOMPONENTS**
OLCOMPONENTS Qualified Dealer

OLEOMARKET srl
LENTIGIONE (RE) Italy
Tel. +39 0522 680821
www.olmark.com

